

Scaled data based on original data using
LM-79-08 Approved Method: Electrical and Photometric Measurements of Solid-
State Lighting Products

Test Report Prepared for
Cooper Lighting Solutions
(formerly Eaton)

Brand: INVUE

Report Number: P151084

Luminaire Tested: **VWM-F03-LED-E1-SL3-7030**

Issue Date: 03/03/2020

Test Information

Test Method: LM-79-08
Report Number: P151084
REPORT IS SCALED FROM IESNA LM-79-08 TEST DATA (P33679)
Test Lab: INNOVATION CENTER-P3
Issue Date: 03/03/2020
Manufacturer: COOPER LIGHTING SOLUTIONS (FORMERLY EATON)
Product Line: INVUE
Catalog Number: VWM-F03-LED-E1-SL3-7030
Description: VISION WALL MEDIUM LED LUMINAIRE
(3) LIGHTBARS WITH AccuLED OPTICS - TYPE 3 W/ SPILL LIGHT CONTROL
Light Source: (21) 3000K CCT, 70 CRI LEDs
Ballast/Driver: -

Summary

Lumens per Lamp: N/A
Luminaire Lumens: 6867.7 lumens
Efficiency: N/A
Efficacy: 87.7 lumens/watt
Luminous Opening: Rectangular (W 0.5' x L: 1' x H: 0')
IES Classification: Type III - Short - Semi-Cutoff
BUG Rating: B1 - U0 - G2

Input Watts (W): 78.3
Input Voltage (V): NR
Input Current (Ain): NR
Voltage Rise (V): NR
Power Factor: NR
Total Harmonic Distortion (THDi): NR
Frequency (hertz): 60
Stabilization Time: NR
Operation Time: NR
Ambient Temperature (°C): NR
Test Distance: 25 FT

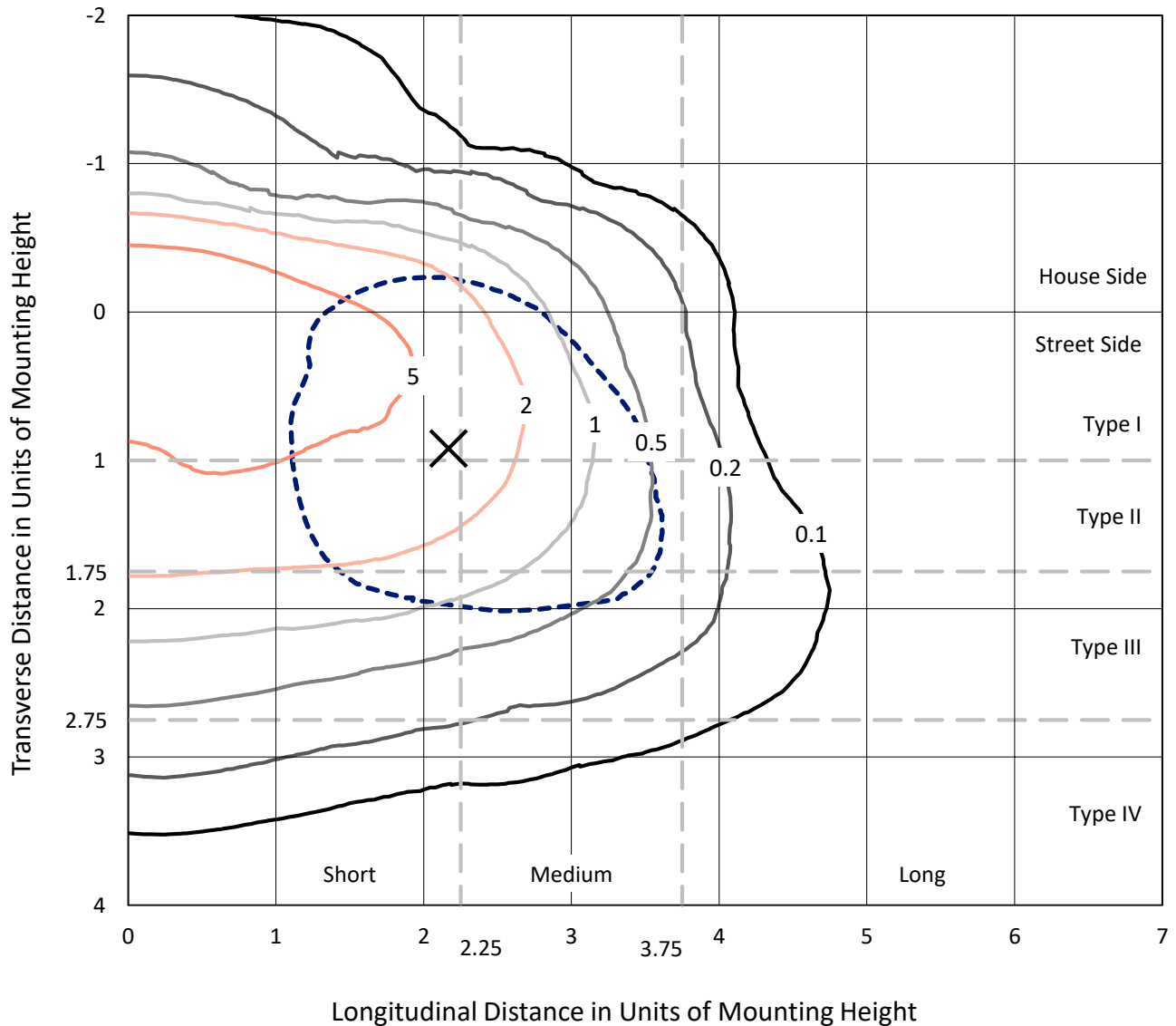


REPORT NUMBER: P151084

CATALOG NUMBER: VWM-F03-LED-E1-SL3-7030

Iso-Footcandle Lines of Horizontal Illumination

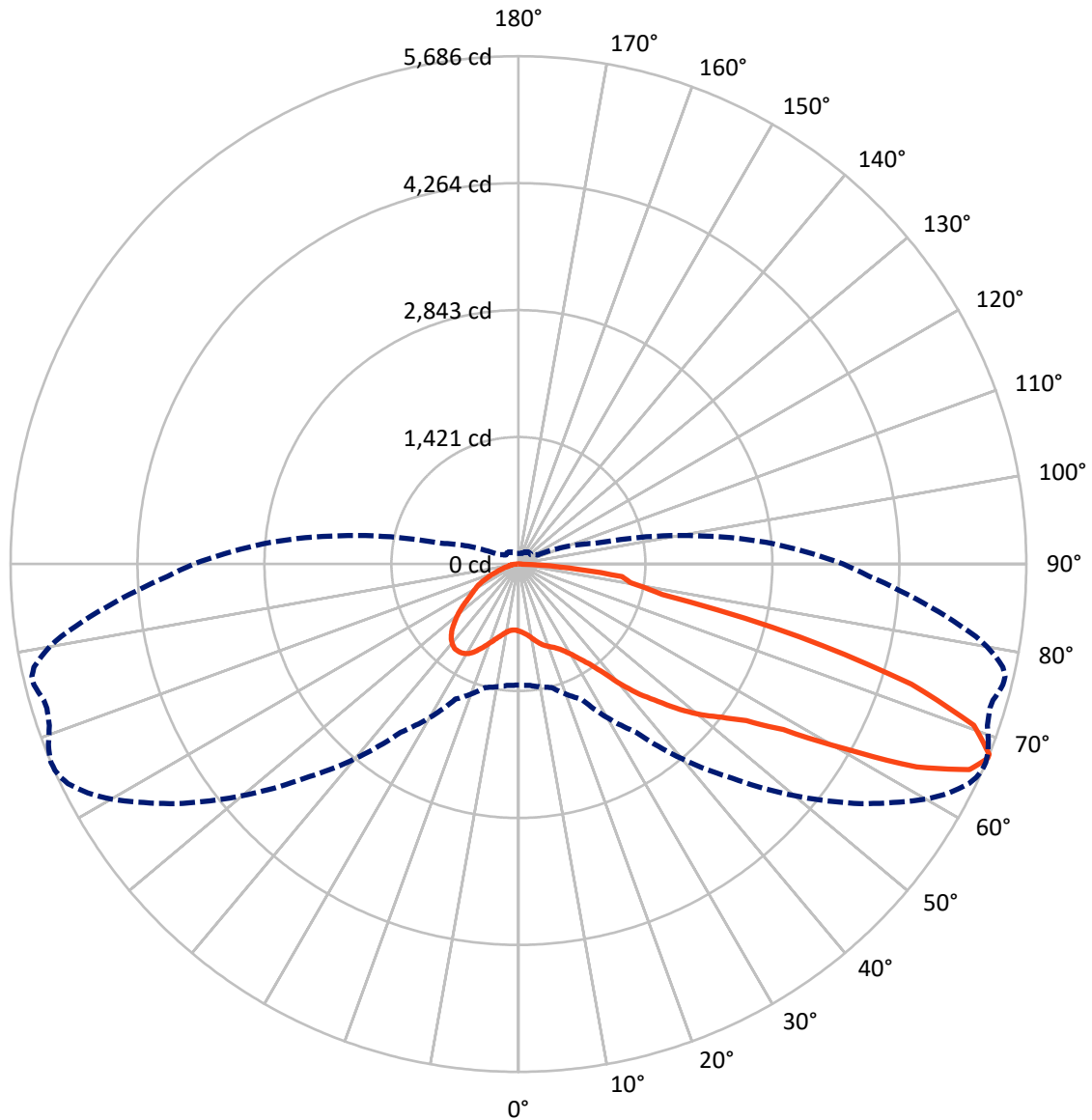
× Max cd
 - - - 1/2 Max cd



Based on 10 foot mounting height. Maximum calculated value = 9.6 fc
 Type III - Short - Semi-Cutoff

REPORT NUMBER: P151084
CATALOG NUMBER: VWM-F03-LED-E1-SL3-7030

Luminous Intensity Polar Plot



— Vertical Plane Through 67-Deg Lateral - - - Horizontal Cone Through 67-Deg Vertical

REPORT NUMBER: P151084

CATALOG NUMBER: VWM-F03-LED-E1-SL3-7030

FLUX DISTRIBUTION:

		Downward	Upward	Total
House Side	Lumens	1584.8	0.0	1584.8
	% Fixture	23.1	0.0	23.1
Street Side	Lumens	5282.9	0.0	5282.9
	% Fixture	76.9	0.0	76.9
Total	Lumens	6867.7	0.0	6867.7
	% Fixture	100.0	0.0	100.0

Coefficient of Utilization

ZONAL LUMENS:

Zone	Lumens	% Fixture
0°-10°	74.7	1.1
10°-20°	256.1	3.7
20°-30°	452.2	6.6
30°-40°	649.1	9.5
40°-50°	985.9	14.4
50°-60°	1451.6	21.1
60°-70°	1929.1	28.1
70°-80°	943.7	13.7
80°-90°	125.3	1.8
90°-100°	0.0	0.0
100°-110°	0.0	0.0
110°-120°	0.0	0.0
120°-130°	0.0	0.0
130°-140°	0.0	0.0
140°-150°	0.0	0.0
150°-160°	0.0	0.0
160°-170°	0.0	0.0
170°-180°	0.0	0.0
0°-90°	6867.7	100.0
0°-180°	6867.7	100.0



REPORT NUMBER: P151084

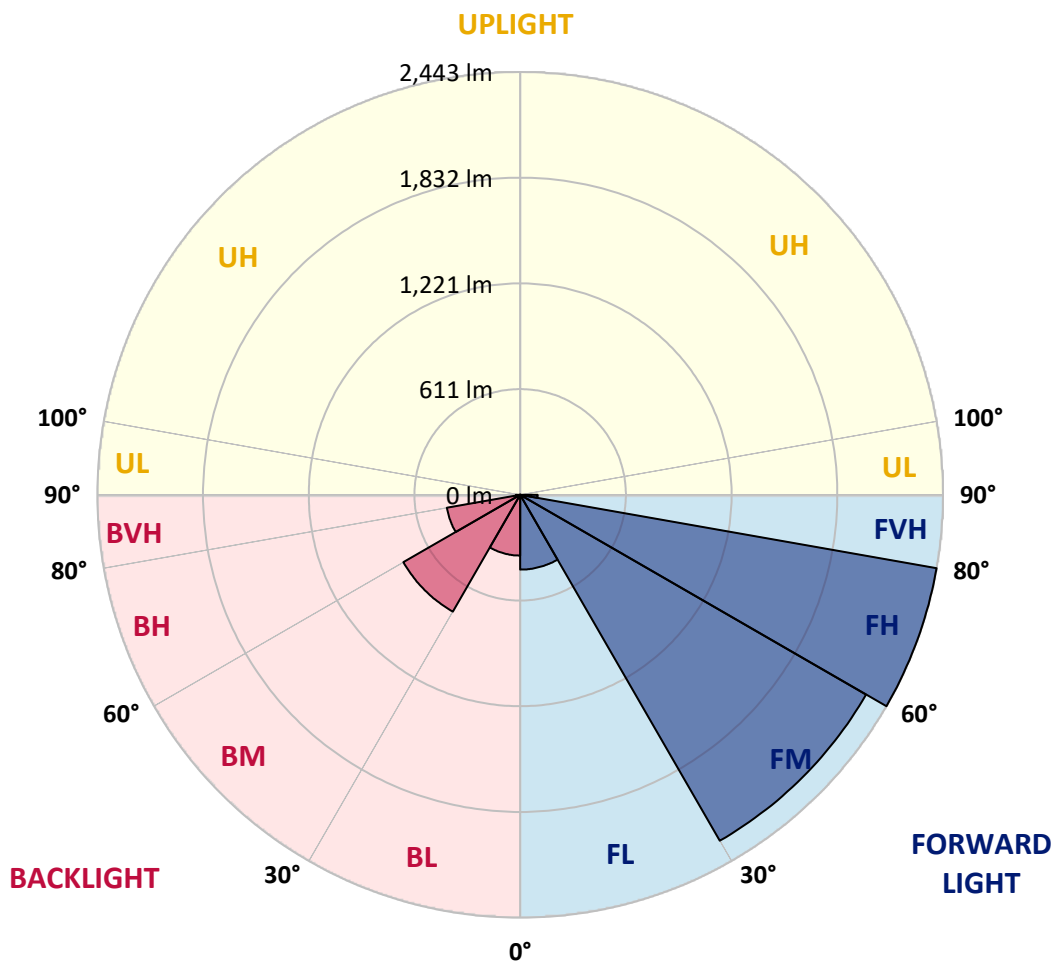
CATALOG NUMBER: VWM-F03-LED-E1-SL3-7030

LUMINAIRE CLASSIFICATION SYSTEM LUMEN TABLE AND BUG RATING:

Zone		Lumens	% Fixture	Zone Rating/Lumen Limit		
				B	U	G
FL	(0°-30°)	432.1	6.3			
FM	(30°-60°)	2307.4	33.6			
FH	(60°-80°)	2442.8	35.6			G2/5000
FVH	(80°-90°)	100.7	1.5			G2/225
BL	(0°-30°)	351.0	5.1	B1/500		
BM	(30°-60°)	779.2	11.3	B1/1000		
BH	(60°-80°)	430.0	6.3	B1/500		G1/500
BVH	(80°-90°)	24.7	0.4			G1/100
UL	(90°-100°)	0.0	0.0		U0/0	
UH	(100°-180°)	0.0	0.0		U0/0	

BUG Rating: B1-U0-G2

Type III Short





REPORT NUMBER: P151084

CATALOG NUMBER: VWM-F03-LED-E1-SL3-7030

CANDELA DISTRIBUTION (FULL):

	0°	5°	15°	25°	35°	45°	55°	60°	61°	62°	64°
0°	750.2	750.2	750.2	750.2	750.2	750.2	750.2	750.2	750.2	750.2	750.2
2.5°	785.7	786.4	784.9	784.2	779.6	775.1	772.1	768.3	768.3	768.3	766.8
5°	830.1	827.1	829.4	824.1	815.1	806.8	798.5	791.7	790.2	790.2	787.2
7.5°	883.7	879.9	878.4	870.9	857.3	845.2	828.6	821.9	818.1	816.6	815.1
10°	948.5	948.5	938.7	925.9	907.8	886.7	868.6	856.5	855.8	855.8	849.0
12.5°	1014.9	1016.4	1003.6	990.7	961.3	933.4	912.3	898.8	898.0	895.0	891.2
15°	1075.9	1072.2	1063.9	1045.0	1012.6	979.4	953.0	939.5	936.5	933.4	931.2
17.5°	1126.5	1122.7	1112.1	1088.0	1054.1	1014.9	982.5	968.1	966.6	965.1	962.1
20°	1158.1	1155.1	1140.0	1112.1	1076.7	1036.7	1002.1	992.3	989.2	989.2	987.7
22.5°	1176.2	1171.7	1149.8	1112.9	1078.2	1048.8	1020.2	1014.1	1011.9	1012.6	1012.6
25°	1185.3	1181.5	1150.6	1097.8	1064.6	1056.3	1044.3	1040.5	1041.3	1042.0	1043.5
27.5°	1186.8	1181.5	1145.3	1078.2	1047.3	1070.7	1079.0	1085.0	1085.0	1088.0	1093.3
30°	1175.5	1169.4	1134.8	1063.1	1039.8	1099.3	1132.5	1148.3	1154.4	1152.9	1164.9
32.5°	1155.9	1152.1	1124.2	1063.1	1060.9	1155.9	1214.7	1237.3	1240.3	1241.8	1255.4
35°	1149.1	1148.3	1136.3	1099.3	1126.5	1255.4	1345.1	1362.5	1366.2	1366.2	1376.0
37.5°	1147.6	1151.3	1164.9	1167.2	1241.8	1403.2	1520.8	1547.2	1547.2	1554.7	1554.7
40°	1147.6	1155.9	1207.1	1268.2	1382.8	1595.5	1758.3	1788.5	1788.5	1796.8	1792.2
42.5°	1192.1	1204.1	1288.6	1404.7	1560.8	1793.8	1980.7	2014.7	2016.9	2014.7	2021.5
45°	1279.5	1290.1	1392.6	1559.3	1744.0	2006.4	2193.4	2234.1	2225.8	2231.1	2233.3
47.5°	1395.6	1412.2	1529.1	1728.2	1922.7	2203.2	2431.6	2468.6	2465.6	2467.8	2458.0
50°	1519.3	1536.6	1667.1	1895.5	2100.6	2361.5	2623.1	2678.2	2672.9	2676.7	2682.0
52.5°	1628.6	1639.2	1765.1	2021.5	2235.6	2509.3	2770.2	2838.8	2850.8	2852.4	2856.1
55°	1693.5	1706.3	1821.6	2084.0	2333.6	2654.1	2938.3	3042.4	3065.7	3071.8	3088.4
57.5°	1716.1	1729.7	1834.5	2093.1	2387.1	2789.8	3172.8	3356.0	3375.6	3408.1	3460.8
60°	1715.3	1729.7	1820.9	2072.7	2441.4	2957.9	3537.7	3844.6	3944.1	3977.3	4052.7
62.5°	1645.2	1661.8	1754.5	2010.9	2510.8	3172.8	4080.6	4552.6	4680.8	4741.1	4822.5
65°	1491.4	1503.5	1590.2	1854.1	2491.2	3384.7	4534.5	5123.4	5240.3	5328.5	5474.0
67°	1354.9	1362.5	1430.3	1668.6	2299.7	3392.2	4677.8	5265.1	5366.9	5460.4	5610.5
67.5°	1320.2	1336.1	1388.9	1612.0	2228.1	3349.2	4668.0	5243.3	5347.3	5444.6	5602.9
70°	1074.4	1097.1	1123.5	1273.5	1751.5	2817.7	4321.9	4864.8	4956.0	5046.5	5267.4
72.5°	662.8	703.5	708.8	803.8	1140.0	1947.6	3497.0	4102.5	4171.1	4235.9	4462.1
75°	390.6	396.6	415.5	492.4	668.8	1164.2	2346.4	3047.6	3111.0	3142.6	3319.8
77.5°	217.9	223.9	239.8	306.1	514.2	784.2	1366.2	1790.7	1829.2	1869.1	1840.5
80°	90.5	98.8	106.3	123.7	240.5	619.0	939.5	1138.5	1163.4	1186.8	1216.2
82.5°	43.7	46.7	57.3	65.6	87.5	254.1	736.7	987.0	1016.4	1050.3	1118.9
85°	20.4	22.6	31.7	37.7	42.2	64.1	246.6	480.3	521.0	528.5	542.1
87.5°	1.5	1.5	3.8	5.3	7.5	8.3	25.6	36.2	40.7	36.9	46.7
90°	0.0	0.0	0.0	0.0	0.0	0.0	0.0	0.0	0.0	0.0	0.0



REPORT NUMBER: P151084

CATALOG NUMBER: VWM-F03-LED-E1-SL3-7030

CANDELA DISTRIBUTION (continued):

	65°	66°	67°	68°	69°	70°	71°	72°	73°	74°	75°
0°	750.2	750.2	750.2	750.2	750.2	750.2	750.2	750.2	750.2	750.2	750.2
2.5°	766.1	765.3	763.8	763.8	763.0	763.0	763.0	761.5	761.5	761.5	760.8
5°	786.4	785.7	783.4	783.4	781.9	781.9	779.6	778.9	777.4	777.4	776.6
7.5°	812.8	812.1	809.0	809.0	806.8	806.0	804.5	802.2	802.2	800.7	799.2
10°	849.0	846.7	846.0	842.2	843.0	841.5	839.9	837.7	836.2	834.7	833.2
12.5°	889.7	889.7	885.9	883.7	885.2	883.7	880.7	879.9	877.6	877.6	875.4
15°	928.2	928.2	926.7	923.6	924.4	922.1	921.4	919.9	916.9	917.6	916.9
17.5°	961.3	961.3	959.1	957.6	957.6	955.3	956.1	954.6	953.0	952.3	950.0
20°	987.7	987.7	986.2	984.7	985.5	985.5	983.2	983.2	983.2	981.7	981.7
22.5°	1013.4	1014.1	1014.1	1014.1	1014.9	1015.6	1014.9	1016.4	1015.6	1017.1	1017.1
25°	1047.3	1049.6	1051.1	1051.1	1054.8	1055.6	1056.3	1058.6	1058.6	1060.9	1061.6
27.5°	1097.8	1099.3	1105.4	1106.9	1107.6	1113.6	1114.4	1117.4	1120.4	1121.2	1121.9
30°	1167.2	1171.0	1175.5	1178.5	1178.5	1186.0	1189.0	1187.5	1195.8	1198.1	1201.1
32.5°	1259.9	1262.9	1267.5	1270.5	1273.5	1277.3	1278.0	1281.8	1288.6	1294.6	1290.8
35°	1376.8	1384.3	1376.8	1385.1	1387.3	1392.6	1391.1	1395.6	1398.7	1400.9	1400.2
37.5°	1546.4	1542.7	1541.2	1538.1	1532.9	1551.0	1541.9	1541.2	1536.6	1549.5	1541.2
40°	1769.6	1771.9	1774.1	1762.1	1755.3	1755.3	1753.0	1744.7	1741.0	1752.3	1750.8
42.5°	2002.6	2004.9	1994.3	1986.8	1969.4	1967.2	1956.6	1954.4	1950.6	1956.6	1950.6
45°	2214.5	2216.0	2192.6	2196.4	2182.8	2185.1	2168.5	2175.3	2166.2	2172.3	2183.6
47.5°	2451.2	2454.2	2433.9	2442.2	2428.6	2420.3	2419.6	2424.1	2414.3	2420.3	2423.3
50°	2666.1	2662.4	2651.8	2654.1	2648.0	2649.5	2640.5	2648.8	2637.5	2649.5	2648.0
52.5°	2856.9	2852.4	2850.1	2857.6	2852.4	2852.4	2847.1	2850.8	2852.4	2870.5	2874.2
55°	3088.4	3092.1	3095.9	3109.5	3115.5	3105.7	3115.5	3134.4	3135.1	3178.1	3201.5
57.5°	3460.1	3486.5	3500.0	3508.3	3543.8	3540.0	3562.6	3607.9	3612.4	3711.9	3770.0
60°	4108.5	4155.3	4199.7	4175.6	4247.2	4269.1	4282.7	4367.1	4393.5	4487.8	4538.3
62.5°	4927.3	4932.6	5002.0	4980.1	5020.8	5011.0	5027.6	5066.1	5100.8	5178.4	5225.9
65°	5498.9	5523.8	5550.9	5523.0	5522.2	5489.1	5468.0	5467.2	5488.3	5504.9	5557.7
67°	5654.2	5679.1	5685.9	5665.5	5636.1	5593.9	5554.7	5534.3	5520.7	5528.3	5561.5
67.5°	5652.7	5676.1	5684.4	5664.8	5624.0	5588.6	5547.1	5523.8	5505.7	5509.4	5537.3
70°	5331.5	5382.0	5409.1	5415.2	5409.9	5348.1	5312.6	5291.5	5276.4	5239.5	5237.2
72.5°	4517.2	4578.2	4599.4	4633.3	4648.4	4557.1	4518.7	4542.1	4489.3	4372.4	4377.7
75°	3316.8	3321.3	3250.5	3236.9	3186.4	2979.8	2918.0	2861.4	2770.9	2629.9	2497.2
77.5°	1728.9	1728.2	1646.7	1605.3	1544.9	1420.5	1414.5	1313.5	1242.6	1113.6	1066.9
80°	1228.3	1247.9	1275.0	1288.6	1267.5	1219.2	1152.9	1081.2	999.0	918.4	821.9
82.5°	1142.3	1154.4	1168.7	1115.9	1086.5	1018.6	968.1	864.1	806.0	714.0	616.8
85°	555.7	592.6	564.0	530.8	519.5	406.4	392.8	328.0	297.8	245.0	228.5
87.5°	35.4	43.7	39.2	35.4	30.9	17.3	23.4	16.6	17.3	12.8	11.3
90°	0.0	0.0	0.0	0.0	0.0	0.0	0.0	0.0	0.0	0.0	0.0



REPORT NUMBER: P151084

CATALOG NUMBER: VWM-F03-LED-E1-SL3-7030

CANDELA DISTRIBUTION (continued):

	76°	77°	78°	79°	80°	81°	82°	83°	84°	85°	86°
0°	750.2	750.2	750.2	750.2	750.2	750.2	750.2	750.2	750.2	750.2	750.2
2.5°	760.8	760.0	759.3	758.5	757.8	757.8	757.0	756.3	755.5	754.0	754.0
5°	775.1	775.1	774.4	772.8	772.8	771.3	769.1	768.3	768.3	766.8	765.3
7.5°	798.5	797.7	796.2	795.5	794.0	792.4	790.9	789.4	788.7	786.4	785.7
10°	833.9	832.4	828.6	827.1	826.4	824.9	823.4	821.9	819.6	818.1	817.3
12.5°	873.9	873.1	870.1	871.6	867.8	866.3	864.8	861.1	862.6	859.6	858.0
15°	913.8	914.6	913.1	913.1	910.1	907.8	906.3	903.3	902.5	901.0	899.5
17.5°	949.3	950.8	948.5	947.0	945.5	944.0	941.0	938.0	938.0	935.0	933.4
20°	981.7	983.2	982.5	980.9	978.7	977.9	976.4	974.2	974.2	972.7	970.4
22.5°	1018.6	1019.4	1019.4	1018.6	1016.4	1017.1	1015.6	1013.4	1014.1	1011.1	1011.1
25°	1063.1	1064.6	1066.1	1066.9	1065.4	1066.1	1064.6	1063.1	1062.4	1063.1	1062.4
27.5°	1124.2	1125.7	1130.2	1126.5	1130.2	1131.0	1128.7	1125.7	1128.0	1131.7	1129.5
30°	1204.9	1203.4	1209.4	1210.2	1209.4	1210.2	1208.7	1206.4	1207.9	1214.7	1210.9
32.5°	1295.4	1298.4	1299.9	1301.4	1303.7	1306.7	1304.4	1302.1	1305.9	1303.7	1308.9
35°	1404.7	1411.5	1413.7	1411.5	1413.0	1418.3	1417.5	1418.3	1425.8	1418.3	1428.1
37.5°	1542.7	1549.5	1554.7	1551.7	1555.5	1555.5	1561.5	1578.1	1567.6	1581.1	1591.7
40°	1743.2	1753.8	1754.5	1753.8	1757.6	1762.1	1768.1	1786.2	1774.1	1788.5	1798.3
42.5°	1949.8	1962.6	1967.2	1959.6	1967.9	1977.7	1978.5	1994.3	1995.1	1997.3	2002.6
45°	2182.8	2194.1	2203.2	2199.4	2200.2	2213.0	2210.0	2225.0	2213.7	2213.7	2216.7
47.5°	2430.9	2441.4	2447.5	2453.5	2446.0	2457.3	2462.5	2459.5	2446.0	2442.9	2424.8
50°	2657.1	2666.1	2675.2	2691.8	2691.0	2696.3	2700.1	2686.5	2683.5	2666.9	2646.5
52.5°	2896.8	2920.2	2940.6	2975.3	2980.5	2998.6	2991.8	2969.2	2965.5	2938.3	2911.2
55°	3230.9	3298.0	3327.4	3380.9	3417.1	3416.3	3401.3	3397.5	3368.8	3314.6	3282.1
57.5°	3812.2	3917.0	3967.5	4036.9	4048.2	4041.4	4021.8	3987.1	3937.4	3846.1	3787.3
60°	4651.4	4716.2	4775.0	4791.6	4799.9	4787.1	4718.5	4641.6	4544.3	4418.4	4313.6
62.5°	5285.5	5351.8	5395.6	5388.8	5336.8	5271.2	5170.9	5042.0	4905.5	4764.5	4607.7
65°	5608.2	5636.1	5629.3	5576.5	5487.6	5373.0	5226.7	5067.6	4907.0	4740.4	4577.5
67°	5590.9	5591.6	5545.6	5443.1	5329.2	5185.2	5006.5	4833.1	4644.6	4469.7	4275.9
67.5°	5559.9	5556.9	5492.8	5380.5	5257.6	5109.1	4923.6	4744.1	4548.8	4372.4	4171.8
70°	5210.1	5167.9	5023.1	4843.7	4672.5	4471.9	4277.4	4071.6	3851.4	3699.8	3469.1
72.5°	4281.2	4138.7	3889.1	3701.4	3518.1	3255.7	3134.4	2878.7	2724.2	2627.7	2453.5
75°	2479.1	2360.0	2167.0	1991.3	1902.3	1747.0	1673.1	1485.4	1446.2	1444.7	1384.3
77.5°	946.3	825.6	701.2	564.7	480.3	381.5	336.3	300.8	273.7	292.5	265.4
80°	709.5	583.6	456.2	331.8	236.8	174.9	150.0	138.7	131.9	126.7	122.9
82.5°	528.5	417.0	323.5	211.1	147.8	111.6	96.5	90.5	87.5	82.2	77.7
85°	178.7	143.3	113.1	78.4	61.8	50.5	46.7	45.2	43.0	39.2	36.9
87.5°	9.8	9.0	9.8	7.5	9.0	7.5	8.3	8.3	8.3	7.5	7.5
90°	0.0	0.0	0.0	0.0	0.0	0.0	0.0	0.0	0.0	0.0	0.0



REPORT NUMBER: P151084

CATALOG NUMBER: VWM-F03-LED-E1-SL3-7030

CANDELA DISTRIBUTION (continued):

	87°	88°	89°	90°	95°	105°	115°	125°	135°	145°	155°
0°	750.2	750.2	750.2	750.2	750.2	750.2	750.2	750.2	750.2	750.2	750.2
2.5°	753.2	753.2	753.2	751.7	749.5	744.9	740.4	736.7	732.9	730.6	729.1
5°	764.5	763.0	762.3	761.5	756.3	747.2	738.9	731.4	723.8	717.8	715.5
7.5°	784.9	781.9	781.1	778.9	772.1	758.5	746.5	734.4	723.8	715.5	711.8
10°	815.8	815.8	811.3	808.3	800.7	782.6	765.3	749.5	735.1	726.1	723.8
12.5°	855.0	855.0	851.3	849.0	839.9	816.6	795.5	776.6	763.0	754.0	753.2
15°	895.7	895.0	892.0	889.0	879.2	854.3	833.2	816.6	805.3	794.7	791.7
17.5°	931.9	931.9	928.2	925.1	915.3	894.2	875.4	863.3	850.5	828.6	812.1
20°	968.1	968.9	965.9	962.8	954.6	936.5	928.2	916.1	887.5	839.9	800.7
22.5°	1008.1	1011.1	1007.3	1004.3	997.5	990.0	987.0	958.3	898.0	821.9	764.5
25°	1059.4	1064.6	1060.1	1058.6	1054.8	1057.1	1048.1	981.7	882.9	782.6	711.0
27.5°	1129.5	1129.5	1130.2	1130.2	1128.7	1137.0	1103.8	982.5	849.8	732.1	646.9
30°	1211.7	1216.2	1214.7	1214.7	1220.7	1226.0	1134.8	965.9	807.5	669.5	568.5
32.5°	1310.4	1314.2	1315.7	1308.9	1333.1	1305.9	1146.1	935.7	755.5	591.9	475.0
35°	1429.6	1434.8	1438.6	1439.4	1455.2	1375.3	1140.0	891.2	680.9	494.6	372.5
37.5°	1584.9	1595.5	1603.7	1607.5	1608.3	1434.1	1123.5	832.4	583.6	386.0	277.5
40°	1791.5	1802.8	1800.5	1808.1	1765.1	1468.8	1085.8	747.2	463.0	283.5	214.1
42.5°	1990.5	1992.1	1995.1	1988.3	1900.8	1486.9	1033.0	643.2	346.8	211.9	183.2
45°	2213.0	2200.2	2185.8	2175.3	2026.0	1493.7	960.6	516.5	245.0	177.9	169.6
47.5°	2421.8	2404.5	2375.1	2344.9	2137.6	1483.1	867.8	386.8	186.2	162.9	160.6
50°	2626.9	2594.5	2553.0	2518.3	2244.6	1467.3	765.3	279.0	162.9	155.3	153.1
52.5°	2881.0	2826.7	2772.4	2727.2	2384.1	1442.4	657.5	211.9	153.1	149.3	146.3
55°	3229.4	3154.0	3066.5	3003.2	2573.4	1404.7	544.4	179.5	148.5	145.5	141.0
57.5°	3711.9	3598.8	3500.0	3396.7	2832.0	1366.2	447.1	166.6	147.8	143.3	137.2
60°	4205.0	4069.3	3943.4	3795.6	3095.9	1327.8	379.3	165.1	150.0	143.3	134.2
62.5°	4461.4	4321.1	4169.6	4019.5	3209.8	1237.3	332.5	167.4	155.3	145.5	134.2
65°	4402.6	4231.4	4077.6	3924.5	3077.8	1066.1	281.2	170.4	165.9	154.6	136.5
67°	4107.0	3928.3	3780.5	3634.2	2783.7	892.7	241.3	173.4	177.2	165.1	141.0
67.5°	4003.0	3824.3	3678.7	3536.2	2697.0	856.5	231.5	174.9	179.5	168.1	142.5
70°	3319.1	3187.9	3033.3	2923.2	2183.6	634.1	190.0	177.9	193.0	185.5	149.3
72.5°	2388.7	2263.5	2147.4	2086.3	1608.3	443.3	159.8	174.9	201.3	195.3	152.3
75°	1269.7	1262.2	1220.0	1250.1	995.3	289.5	141.0	163.6	192.3	178.7	141.8
77.5°	256.4	263.9	309.9	305.4	321.2	161.4	120.6	140.2	148.5	131.2	115.4
80°	119.1	116.9	114.6	116.1	113.9	103.3	98.0	110.1	103.3	84.4	76.9
82.5°	73.9	72.4	70.1	69.4	76.9	82.2	86.0	86.7	68.6	58.8	56.5
85°	35.4	35.4	34.7	36.2	45.2	67.1	72.4	64.1	46.0	42.2	40.0
87.5°	6.8	6.8	7.5	6.8	9.0	15.8	18.1	21.1	17.3	18.1	20.4
90°	0.0	0.0	0.0	0.0	0.0	0.0	0.0	0.0	0.0	0.0	0.0

REPORT NUMBER: P151084

CATALOG NUMBER: VWM-F03-LED-E1-SL3-7030

CANDELA DISTRIBUTION (continued):

	165°	175°	180°
0°	750.2	750.2	750.2
2.5°	727.6	726.1	726.1
5°	712.5	711.8	711.8
7.5°	708.8	709.5	708.8
10°	723.1	722.3	725.3
12.5°	754.7	757.0	756.3
15°	787.9	789.4	789.4
17.5°	797.7	792.4	791.7
20°	772.1	762.3	760.0
22.5°	723.8	705.7	706.5
25°	662.8	640.9	642.4
27.5°	591.9	568.5	567.8
30°	506.7	481.0	468.2
32.5°	404.1	373.2	373.2
35°	303.9	279.0	269.9
37.5°	230.7	216.4	211.9
40°	192.3	185.5	184.0
42.5°	174.9	172.7	171.9
45°	165.9	164.4	163.6
47.5°	157.6	156.8	156.1
50°	151.6	150.8	150.0
52.5°	146.3	144.8	144.0
55°	138.7	138.7	138.7
57.5°	134.2	134.2	133.5
60°	129.7	128.9	128.9
62.5°	125.9	124.4	125.2
65°	123.7	121.4	121.4
67°	122.1	117.6	117.6
67.5°	122.1	116.1	116.1
70°	119.9	110.1	108.6
72.5°	117.6	103.3	101.0
75°	111.6	98.0	95.8
77.5°	95.8	87.5	86.0
80°	73.9	64.1	65.6
82.5°	53.5	46.0	45.2
85°	38.5	33.2	33.2
87.5°	20.4	17.3	18.1
90°	0.0	0.0	0.0

(END OF REPORT)